

UNIVERSITY OF HOUSTON SYSTEM
Academic & Student Success Committee
February 15, 2011

AGENDA

UNIVERSITY OF HOUSTON SYSTEM **ACADEMIC AND STUDENT SUCCESS** **COMMITTEE MEETING**

DATE: Tuesday, February 15, 2011

TIME: 8:30 a.m.

PLACE: Hilton University of Houston Hotel
Waldorf Astoria Ballroom E, Second Floor
4800 Calhoun
Houston, Texas 77204

Chair: Nelda Luce Blair

Vice Chair: Mica Mosbacher

Members: Jacob M. Monty

Andrew Cobos

Carroll Robertson Ray, Ex Officio

ACADEMIC AND STUDENT SUCCESS COMMITTEE

A. Call to Order

B. Approval of Committee Minutes

- November 16, 2010, Academic and Student Success Committee Meeting

Action: Approval

C. Approval of Master of Business Administration Degree at the University of Houston-Downtown – University of Houston-Downtown A&SS – 1

Action: Approval

D. Approval of Partnership Agreement between Alvin Community College of the Mainland, Galveston College, Lee College, the San Jacinto College District and the University of Houston-Clear Lake regarding UHCL offering lower division courses - University of Houston-Clear Lake A&SS – 2

Action: Approval

- E. Announcement and Introduction of the Appointment of Senior Vice. A&SS – 3
President for Academic Affairs and Provost at the University of
Houston-Downtown – University of Houston-Downtown

Action: Information

- F. Update on Sponsored Research Performance – University of Houston A&SS – 4
System

Action: Information

- G. Presentation regarding the Spring 2011 University of Houston System A&SS – 5
Enrollment – University of Houston System

Action: Information

- H. Presentation regarding the budget reduction process – University of A&SS – 6
Houston System

Action: Information

- I. Update to the Texas Higher Education Coordinating Board Criteria for A&SS – 7
the National Research University Fund – University of Houston System

Action: Information

- J. Adjourn

**UNIVERSITY OF HOUSTON SYSTEM
BOARD OF REGENTS AGENDA**

COMMITTEE: Academic and Student Success

ITEM: Approval of Master of Business Administration Degree at the University of Houston Downtown

DATE PREVIOUSLY SUBMITTED:

SUMMARY:


The College of Business at UH-Downtown proposes to offer a Master of Business Administration degree that aligns with the career and educational needs of working professionals. The program will focus on developing the core knowledge of business fundamentals, the skills to creatively and critically examine information, and the ability to plan and implement change in a collaborative work environment. In addition, the curriculum will provide preparation for tomorrow's business leaders who will work in a rapidly-changing, global environment. The target market for the degree program will be students who wish to continue their education beyond the bachelor's degree while working in their full-time positions. These "student-professionals" represent a large potential market for the UHD MBA. Consequently, the program has been designed as a 34 semester credit hour program that will be delivered in a unique, hybrid format. Face-to-face instruction will be enhanced with online learning in a series of 7-week, two SCH courses. Each course will meet only once a week for approximately 2 hours. This format will allow part-time students to focus their attention on fewer courses at a time and will allow working professionals to time-shift in order to complete the entire program of study within a two-year period.

SUPPORTING DOCUMENTATION: Program Description, Financial Pro Forma, and Planning Authority – Degree Proposal Approval Process

FISCAL NOTE: See Financial Pro Forma

**RECOMMENDATION/
ACTION REQUESTED:** Administration recommends approval of this item

COMPONENT: University of Houston-Downtown



PRESIDENT William Flores

1/28/11


DATE



SENIOR VICE CHANCELLOR John Antel

2/1/11

DATE



CHANCELLOR Renu Khator

2-2-11

DATE

Master of Business Administration (MBA)

University of Houston-Downtown

Congruence with System Goals and University Mission

The Master of Business Administration degree offered by the UH-Downtown College of Business aligns with the UH System goals related to student success and community advancement by providing educational opportunities for students in a high-demand field that contributes to the economic development of the city and region. Furthermore, the UHD MBA aligns with the UHD mission of providing quality educational opportunities to its students and helping them to reach their educational goals.

Program Description

The College of Business at UH-Downtown proposes to offer a Master of Business Administration degree that aligns with the career and educational needs of working professionals. The MBA will develop business leaders who excel in anticipating and managing change in today's global environment. The program is aimed at preparing business leaders in the greater Houston region who have competency in business fundamentals, the skills to creatively and critically analyze information, and the ability to plan and implement change in a collaborative work environment.

Student and Job Market Demand

According to GMAC (provider of the most popularly used MBA admission test---the GMAT), there has been an increase of over 14% in the number of Texas residents completing the GMAT admissions exam between 2005 and 2010. Over 12,500 Texas students completed the GMAT in 2010. Applications of Texas students seeking admission to MBA programs in Texas have increased by over 20% during the same five year period. According to GMAC's Corporate Recruiters Survey, over the past three years Texas firms have hired only about 50% of the number of MBA's of employers in other regions partly as a result of a shortage of supply of MBA graduates in Texas. The shortage of MBA's in Houston is likely to be even more acute given the density of Fortune 500 companies whose headquarters are in the city.

A primary target market for the UH-Downtown MBA will be alumni who have recently graduated from UHD with a baccalaureate degree. In June 2008, over 1,200 recent graduates completed a survey to identify their level of interest in pursuing an MBA at UH-Downtown if it were available. The results of the survey suggested that approximately half would have interest in pursuing the MBA to advance their career if the program was offered in a convenient, flexible manner. It is also anticipated that the UH-Downtown MBA will be attractive to employees working in the downtown area who are seeking a part-time, evening based option for completing the MBA.

Program Duplication

Public institutions offering the master of business administration in the Houston area include:

- University of Houston
- University of Houston-Clear Lake
- University of Houston-Victoria
- Texas Southern University
- Sam Houston State University (The Woodlands)
- Texas A&M University (Executive MBA-The Woodlands)
- Prairie View A&M University

In addition, there are numerous private, out-of-state, and for-profit institutions offering the MBA in the Houston service region.

Despite the availability of MBA programs, the market remains underserved. Equally important, significant numbers of students are paying higher tuition to support programs offered by out-of-state and/or for-profit institutions. Within the UH System, the UHD MBA will be differentiated from the other component universities by admissions standards, cost of attendance, and delivery method.

An important element regarding the UH-Downtown MBA is its unique design and method of delivery. The aim of the program is to meet the demands of working adults who require a program that is part-time and offered in a manner that is flexible and convenient. As a result, the UHD MBA has been designed as a 34 semester credit hour program that will be delivered in a hybrid format (limited face-to-face meetings complemented by online instruction/activities). Courses will be offered in a series of 7-week, two SCH courses. Each course will meet face-to-face for approximately two hours. This format will allow part-time students to focus their attention on fewer courses at a time and will allow working professionals to time-shift in order to complete the entire program of study within a two-year period.

Faculty Resources

The UH-Downtown Master of Business Administration will utilize existing faculty with the College of Business at its inception. It is anticipated that as enrollment grows, additional full-time faculty will be hired to meet student demand. As a AACSB-accredited College of Business, UH-Downtown will maintain an appropriate ratio of faculty-to-students as required for accreditation.

MBA College of Business

PRO FORMA FOR ACADEMIC PROGRAMS

dec 22 2010

Assumptions

	<u>FY13</u>	<u>FY14</u>	<u>FY15</u>	<u>FY16</u>	<u>FY17</u>
Enrollments 90% retention					
Cohort 1	83	75			
Cohort 2		30	27		
Cohort 3			134	121	
Cohort 4				86	77
Cohort 5					195
Cohort 6					
Cohort 7		-	-	-	-
Total student headcount	83	105	161	207	272
Total SCH	1,411	1,780	2,737	3,512	4,631

Staffing Appointments

Faculty (primarily F/T backfill) - cumulative	3.3	7.3	8.5	11.0	14.4
Faculty (primarily F/T backfill) - net add		4.0	1.2	2.5	3.3
Staff	1.0	1.0	2.0	2.0	2.5

	<u>FY 2013</u>	<u>FY 2014</u>	<u>FY 2015</u>	<u>FY 2016</u>	<u>FY 2017</u>
Faculty salaries	\$ 298,620	\$ 656,963	\$ 761,480	\$ 989,924	\$ 1,286,901
Staff salaries	\$ 60,061	\$ 60,061	\$ 95,061	\$ 95,061	\$ 112,561
Total Salaries	\$ 358,681	\$ 717,024	\$ 856,541	\$ 1,084,985	\$ 1,399,462
Benefits @ 30%	\$ 107,604	\$ 215,107	\$ 256,962	\$ 325,496	\$ 419,839
Total Personnel	\$ 466,285	\$ 932,131	\$ 1,113,503	\$ 1,410,481	\$ 1,819,301
State-mandated scholarship set-aside (on des. & diff. des.)	\$ 48,256	\$ 60,873	\$ 93,605	\$ 120,117	\$ 158,373
Non-Personnel					
Annual maintenance & operations	\$ 35,000	\$ 36,750	\$ 45,938	\$ 52,828	\$ 60,752
Marketing/Recruiting	\$ 150,000	\$ 150,000	\$ 100,000	\$ 75,000	\$ 75,000
Graduate Assistantships	\$ -	\$ -	\$ -	\$ -	\$ -
Accreditation	\$ -	\$ -	\$ -	\$ -	\$ -
Library support	\$ 95,186	\$ 95,186	\$ 95,186	\$ 95,186	\$ 95,186
Laboratory start up	\$ -	\$ -	\$ -	\$ -	\$ -
Total Non-Personnel	\$280,186	\$281,936	\$241,124	\$223,014	\$230,938

Total Annual Expense	\$ 794,728	\$ 1,274,940	\$ 1,448,232	\$ 1,753,612	\$ 2,208,612	\$ 7,480,124
-----------------------------	-------------------	---------------------	---------------------	---------------------	---------------------	---------------------

University Tuition	\$ 258,213	\$ 325,722	\$ 364,021	\$ 467,123	\$ 615,896
University Fees	\$ 99,185	\$ 125,117	\$ 192,395	\$ 246,887	\$ 325,518
College Tuition and Fees	\$ 424,711	\$ 535,750	\$ 823,837	\$ 1,057,172	\$ 1,393,871
Subtotal	\$ 782,109	\$ 986,588	\$ 1,380,253	\$ 1,771,182	\$ 2,335,285

Formula Funding	\$ -	\$ -	\$ 300,105	\$ 582,132	\$ 582,132
Allocated to university operations (60%)	\$ -	\$ -	\$ (180,063)	\$ (349,279)	\$ (349,279)
Net additional formula funding	\$ -	\$ -	\$ 120,042	\$ 232,853	\$ 232,853

Total new revenue	\$ 782,109	\$ 986,588	\$ 1,500,295	\$ 2,004,035	\$ 2,568,138	\$ 7,841,165
--------------------------	-------------------	-------------------	---------------------	---------------------	---------------------	---------------------

Net new revenue	\$ (12,619)	\$ (288,352)	\$ 52,063	\$ 250,423	\$ 359,526	\$ 361,041
------------------------	--------------------	---------------------	------------------	-------------------	-------------------	-------------------

UNIVERSITY OF HOUSTON SYSTEM

PLANNING AUTHORITY – DEGREE PROPOSAL APPROVAL PROCESS

SVC considers recommendation and, if approved, forwards to the Chancellor.

SVC decision (check one): Approval ☒ Denial ☐

Date: 01/18/11 Signed by SVC: John Antel

6. Chancellor reviews and, if approved, puts on Board of Regents agenda.

Date: _____ Signed by Chancellor: Renu Khator

7. Board of Regents approval. Date: _____

8. Forms for THECB approval:

a) Bachelors and Masters degrees

Certification form sent to THECB: Date: _____ Signed: _____

b) Doctoral and Engineering degree proposals submitted to THECB for consideration and approval:

Date: _____ Signed: _____

UNIVERSITY OF HOUSTON SYSTEM

PLANNING AUTHORITY – DEGREE PROPOSAL APPROVAL PROCESS

1. Type of Request (check one): Planning authority for new doctoral or engineering degree _____
Request for new doctoral or engineering degree _____
Planning authority for new degree _____
Request for new degree _____ X

2. Title of proposed degree or planning authority: Master of Business Administration – University of Houston - Downtown

3. Submit proposal to Office of the Senior Vice Chancellor

Received: Date: 11/30/10 Signed: Olga Selley

Olga Selley

4. SVC Office reviews proposal and confirms that it is complete (including, but not limited to, details regarding congruence with System goals and University missions, student and job market demand, potential program duplication, faculty resources, consistency with THECB guidelines, financial pro forma) and in the specified format, including a brief program description.

Received: Date: 11/30/10 Signed: Edward Hugetz

Elaine Charlson

5. SVC Office places proposal on Provosts' Council agenda for first reading.

First reading: Date: 12/23/10 Signed: Elaine Charlson

Elaine Charlson

Provosts solicit review of the item at their campuses and send comments to SVC Office.

UHCL comments received: Date: 01/18/11 Signed: Edward Hugetz

Edward Hugetz

UHD comments received: Date: 01/18/11 Signed: Edward Hugetz

Edward Hugetz

UHV comments received: Date: 01/18/11 Signed: Edward Hugetz

Edward Hugetz

UH comments received: Date: 01/18/11 Signed: Edward Hugetz

Edward Hugetz

Proposal placed on Provosts' Council agenda for second reading and recommendation to SVC.

Second reading: Date: 01/18/11 Signed: Edward Hugetz

Edward Hugetz

Provosts' Council recommendation (check one): Approval X Denial _____

Date: 01/18/11 Signed: Edward Hugetz

Edward Hugetz

**UNIVERSITY OF HOUSTON SYSTEM
BOARD OF REGENTS AGENDA**

COMMITTEE: Academic and Student Success

ITEM: Approval of Partnership Agreement between Alvin Community College, College of the Mainland, Galveston College, Lee College, the San Jacinto College District, and the University of Houston-Clear Lake regarding UHCL offering lower division courses

DATE PREVIOUSLY SUBMITTED:

SUMMARY:

In December 2008, the University of Houston System Board of Regents passed a resolution authorizing UH-Clear Lake to seek enabling legislation during the 81st Texas legislature to offer freshmen and sophomore courses. In February 2009, the decision was made to delay seeking the legislation so that additional dialogue could occur between UH-Clear Lake and area community colleges. The end result of this extensive dialogue was the development of a partnership agreement which has been approved by the president or chancellor and the board chair of Alvin Community College, College of the Mainland, Galveston College, Lee College, and the San Jacinto College District. The partnership agreement is intended to address mutual considerations necessary to facilitate the proposed expansion of UH-Clear Lake into a four year university whereby UH-Clear Lake will offer lower division courses.

SUPPORTING DOCUMENTATION: Partnership Agreement

FISCAL NOTE: None

**RECOMMENDATION/
ACTION REQUESTED:** Administration recommends approval of this item

COMPONENT: University of Houston-Clear Lake

William A. Staples

1/21/11

PRESIDENT

William Staples

DATE

SENIOR VICE CHANCELLOR

John Antel

DATE

CHANCELLOR

Renu Khator

DATE

Partnership Agreement
between
Alvin Community College, College of the Mainland, Galveston College,
Lee College, and the San Jacinto College District
and
University of Houston-Clear Lake

This partnership agreement is entered into and is effective as of _____ 1, 2010 between Alvin Community College, College of the Mainland, Galveston College, Lee College, the San Jacinto College District, and the University of Houston-Clear Lake.

The community college participants in this agreement (Alvin Community College, College of the Mainland, Galveston College, Lee College, and San Jacinto College District) will be referenced as Area Community Colleges in this agreement.

Although the Area Community Colleges believe the educational needs of the region are being met, they understand that the University of Houston – Clear Lake (UH-Clear Lake) would like to be part of the solution in meeting future educational needs, and to this regard, UH-Clear Lake is proposing a downward expansion. By signing the partnership agreement, the representatives of the Area Community Colleges are not indicating their endorsement of the proposed downward expansion. Rather, the partnership agreement is intended to address mutual considerations necessary to facilitate the proposed expansion of UH-Clear Lake into a four year university whereby UH-Clear Lake will offer lower division courses.

The parties understand that legislative action is a necessary prerequisite to finalizing downward expansion and that UH-Clear Lake plans to seek legislative authority for downward expansion in the 2011 session of the Texas Legislature.

If UH-Clear Lake receives legislative authority for downward expansion in the 2011 session of the Texas Legislature, the provisions of this partnership agreement will commence in September 2011 and the expiration will be at the conclusion of the 2017-2018 academic year.

The intent of the parties to this agreement is to establish a partnership that maximizes educational opportunities for all students and utilizes taxpayer resources in the most efficient and effective manner.

Areas of Collaboration

The institutions will collaborate to:

1. Increase the college-going and college-graduation rates for our region at both the associate's and bachelor's levels.
2. Recruit students with an emphasis on the 2+2 enrollment model.

3. Address critical field shortages in math, science, and teacher education as well as in other areas identified for the region.
4. Develop joint degree programs in high demand or emerging fields such as biotechnology.
5. Evaluate ways to implement 2+2 programs in allied health and nursing fields with the Area Community Colleges providing the lower division and associate degree courses.
6. Implement reverse transfer agreements for the individual Area Community Colleges.
7. Develop strategies to address the needs of area school districts for college credit opportunities for their students including the development of a 2+2+2 model.
8. Organize initiatives focused on strengthening P-16 partnerships and collaborations including the consideration of a regional P-16 Council.
9. Provide reciprocal recruiting and advising opportunities for the Area Community Colleges and UH-Clear Lake on each others' campuses in order to provide students the greatest mobility and focus on degree completion.
10. Develop and pursue grants to meet the need for associate's and bachelor's degrees in high demand fields.
11. Develop and pursue grants to address the recruitment and retention of under-served student populations in the region.

University of Houston-Clear Lake

The University of Houston-Clear Lake will:


- 1) Guarantee admission at the junior level for students with an associate's degree earned at Area Community Colleges who meet minimum semester credit hour and grade point average requirements.
- 2) Guarantee acceptance of up to 60 transfer credit hours for students who have earned associate's degrees at Area Community Colleges and who have met minimum semester credit hour and grade point average requirements.
- 3) Expand the Unilink Program to provide for joint admission between Area Community Colleges and UH-Clear Lake and encourage all students to participate in Unilink.

- 4) Award scholarships to graduates of Honors Programs and to students graduating with Honors at Area Community Colleges who meet minimum course load and grade point average requirements.
- 5) Maintain the current UH-Clear Lake automatic transfer scholarship program, provide funding to support increases in the number of students from Area Community College students eligible for the program, and provide for increases to ensure that the scholarship amount is at least 25% or 20% (depending on GPA) of the tuition and fee cost for nine semester credit hours for resident undergraduates.
 - a) Under the present automatic transfer scholarship program, students with 3.0 or higher GPA receive \$500 per semester renewable for four long semesters and students with 2.75 to 2.99 GPA receive \$400 for four long semesters. The program requires students to register for nine or more hours per semester. The \$500 scholarship represents 25% and the \$400 scholarship represents 20% of the current nine semester credit hour tuition and fee cost for resident undergraduates.
- 6) Partner with Area Community Colleges to serve students in technical tracks who desire to pursue a bachelor of applied science degree.
- 7) Ensure that proposed UH-Clear Lake outreach efforts to area school districts do not duplicate those already in place by Area Community Colleges (i.e. testing, shared counselors, etc.).
- 8) Reactivate the Community College Advisory Council with the University of Houston-Clear Lake in order to address issues of common interest such as scholarships, articulation, reverse articulation, honors programs, etc.


The University of Houston-Clear Lake will not:

1. Offer programs or courses in the area of developmental education.
2. Offer dual credit courses outside of the UH-Clear Lake campus nor will UH-Clear Lake provide dual credit courses at any high schools within the taxing district or service area of the Area Community Colleges.
3. Offer programs or courses leading to licensures or certification that require less than a bachelor's degree.
4. Pursue a technical college or college of technology which would offer lower level technical courses.
5. Offer lower-level courses at the University of Houston-Clear Lake Pearland Campus.
6. Offer lower level courses at the Texas Department of Criminal Justice.

The parties noted below agree to the provisions of this partnership agreement which are detailed above. This agreement may be supplemented, amended, or modified by the mutual agreement of the parties. No supplement, amendment, or modification to this agreement shall be binding unless it is in writing and signed by all parties.


Rodney Allbright, President
Alvin Community College


Date _____


L.H. "Pete" Nash, Board Chair
Alvin Community College

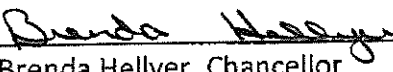
Date _____


Michael Elam, President
College of the Mainland


Date _____


Bennie Matthews, Board Chair
College of the Mainland


Date _____


Brenda Hellyer, Chancellor
San Jacinto College District

Date _____


Marie Flickinger, Board Chair
San Jacinto College District


Date _____


Michael Murphy, President
Lee College

Date _____


Mark Himself, Board Chair
Lee College

Date _____


W. Myles Shelton, President
Galveston College

Date 11/22/10


Tino F. Gonzalez, Board Chair
Galveston College

Date 11/18/2010

William A. Staples, President
University of Houston-Clear Lake

Date _____

Carroll Robertson Ray, Board Chair
University of Houston System

Date _____

**UNIVERSITY OF HOUSTON SYSTEM
BOARD OF REGENTS AGENDA**

COMMITTEE: Academic and Student Success

ITEM: Announcement and Introduction of the Appointment of Senior Vice President for Academic Affairs and Provost, University of Houston-Downtown

DATE PREVIOUSLY SUBMITTED:

SUMMARY:

The University of Houston-Downtown has appointed Brian R. Chapman as Senior Vice President for Academic Affairs and Provost at the University of Houston-Downtown pursuant to Board Policy 57.10. The effective date of Dr. Chapman's appointment is March 1, 2011.

SUPPORTING DOCUMENTATION: Biographical Sketch

FISCAL NOTE:

**RECOMMENDATION/
ACTION REQUESTED:** Information

COMPONENT: University of Houston-Downtown



PRESIDENT

William Flores

DATE 01/26/2011



SENIOR VICE CHANCELLOR

John Antel

DATE 2/1/11



CHANCELLOR

Renu Khator

DATE 2-2-11

University of Houston System Board of Regents

Personnel Recommendations

Organization: University of Houston-Downtown

Type of Appointment: Appointment

Name: Brian R. Chapman

To Title: Senior Vice President for Academic
Affairs and Provost

Effective Date: March 1, 2011

Brian R. Chapman

An experienced higher education administrator and educator, Brian R. Chapman comes to the University of Houston-Downtown from the University of North Carolina Wilmington (UNCW).

While at UNCW, Chapman served as provost and vice chancellor for academic affairs from 2008 to 2009. In addition, Chapman worked with faculty to develop and implement a comprehensive student learning outcomes assessment plan and revise the basic studies curriculum. He also has experience in developing programs that increased enrollment, retention and graduation rates. And he developed study-abroad programs and award-winning first-year experience programs.

Prior to Joining UNCW, Chapman worked at several Texas universities. He served as the provost and vice president for academic affairs at West Texas A&M University from 2005-2009, acting as president from January to May in 2006. From 2000 to 2005, he served as dean of the Colleges of Arts and Sciences at Sam Houston State University where he was also a professor of zoology. His academic career also includes service at the University of Georgia, the University of Oklahoma and Texas A&M University in Corpus Christi.

Chapman is a Texas Academy of Science fellow and has published extensively on Texas wildlife. He holds a bachelor's degree in biology from Texas A&M University Kingsville, and master's and doctoral degrees in zoology from Texas Tech University.

**UNIVERSITY OF HOUSTON SYSTEM
BOARD OF REGENTS AGENDA**

COMMITTEE: Academic and Student Success

ITEM: Update on Sponsored Research Performance

DATE PREVIOUSLY SUBMITTED:

SUMMARY: Presentation on Sponsored Research Performance for Fiscal Year 2011.

SUPPORTING DOCUMENTATION: Year to Date Report of Sponsored Research Comparison by Funding Source; Fiscal Year 2011.

FISCAL NOTE: None

**RECOMMENDATION/
ACTION REQUESTED:** Information

COMPONENT: University of Houston System

VICE CHANCELLOR

Stuart Long

DATE

CHANCELLOR


Renu Khator

DATE

Board of Regents
The Academic and Student Success Committee

DIVISION OF RESEARCH

February 2011



UH System Research

Total Awards				
	Federal	State	Other	TOTAL
FY 2011 Sept-Dec	\$25.6 M	\$2.8 M	\$8.9 M	\$37.3 M
FY 2010 Sept-Dec	\$27.2 M	\$3.0 M	\$6.5 M	\$36.7 M
% Change from FY 2010	-6%	-6%	+38%	+2%

UNIVERSITY OF HOUSTON
Division of Research
Sponsored Research Comparison by Funding Source
YTD December, Fiscal Year 2011

Award Activity Summary

Funding Source	UH FY 2011	Downtown FY 2011	Clear Lake FY 2011	Victoria FY 2011	UH SYSTEM TOTAL FY 2011
FEDERAL AGENCIES	23,103,258	1,870,095	566,588	90,036	25,629,977
FY 2010	25,085,064	1,290,321	758,195	100,036	27,233,616
STATE AGENCIES	1,499,943	5,000	221,600	1,071,967	2,798,510
FY 2010	2,005,612	140,000	217,489	605,061	2,968,162
PRIVATE AGENCIES ¹	7,392,427	7,500	0	0	7,399,927
FY 2010	4,871,404	0	9,945	0	4,881,349
OTHER AGENCIES ²	324,922	45,533	111,000	1,051,653	1,533,108
FY 2010	465,345	0	0	1,109,247	1,574,592
CAMPUS TOTAL	32,320,550	1,928,128	899,188	2,213,656	37,361,522
FY 2010	32,427,425	1,430,321	985,629	1,814,344	36,657,719

¹ PRIVATE AGENCIES consist of Private for Profit agencies, Private Non-Profit agencies and Foundations

² OTHER consists of Local Government agencies and Universities

UNIVERSITY OF HOUSTON										
Division of Research										
Sponsored Research Comparison by College - UH										
Proposals - YTD December, Fiscal Year 2011										
PROPOSALS										
College	Federal			Non-Federal			Total Proposals			
	FY 2010	FY 2011	% Ch	FY 2010	FY 2011	% Ch	FY 2010	FY 2011	% Ch	
Architecture	599,739	1,317,096	120%	-	-	0%	599,739	1,317,096	120%	
Business	-	1,340,364	100%	-	61,677	100%	-	1,402,041	100%	
Education	6,496,767	4,962,493	-24%	2,127,704	2,656,756	25%	8,624,471	7,619,249	-12%	
Engineering	25,288,494	49,220,104	95%	21,747,327	14,132,809	-35%	47,035,821	63,352,913	35%	
Hotel/Restaurant	-	-	0%	152,548	27,280	-82%	152,548	27,280	-82%	
Liberal Arts/Social Sciences	24,580,042	10,306,310	-58%	14,918,586	5,027,559	-66%	39,498,628	15,333,869	-61%	
Law	-	-	0%	200,000	-	-100%	200,000	-	-100%	
NSM	54,940,080	51,073,350	-7%	50,581,285	17,391,717	-66%	105,521,365	68,465,067	-35%	
Optometry	2,525,000	7,683,059	204%	972,216	606,596	-38%	3,497,216	8,289,655	137%	
Pharmacy	15,311,153	6,394,770	-58%	5,365,134	1,109,302	-79%	20,676,287	7,504,072	-64%	
Social Work	2,123,511	6,032,912	184%	1,139,460	276,591	-76%	3,262,971	6,309,503	93%	
Technology	5,839,970	3,208,894	-45%	5,163,232	2,728,757	-47%	11,003,202	5,937,651	-46%	
Other	10,449,111	2,594,538	-75%	2,912,212	2,729,946	-6%	13,361,323	5,324,484	-60%	
TOTAL	148,153,867	144,133,890	-3%	105,279,704	46,748,990	-56%	253,433,571	190,882,880	-25%	

UNIVERSITY OF HOUSTON										
Division of Research										
Sponsored Research Comparison by College - UH										
Awards - YTD December, Fiscal Year 2011										
AWARDS										
College	Federal			Non-Federal			Total Awards			
	FY 2010	FY 2011	% Ch	FY 2010	FY 2011	% Ch	FY 2010	FY 2011	% Ch	
Architecture	-	-	0%	-	7,500	100%	-	7,500	100%	
Business	1,498,104	134,145	-91%	-	61,677	0%	1,498,104	195,822	-87%	
Education	306,743	772,915	152%	112,582	314,051	179%	419,325	1,086,966	159%	
Engineering	6,792,064	4,428,744	-35%	1,309,755	1,862,538	42%	8,101,819	6,291,282	-22%	
Hotel/Restaurant	70,000	173,995	149%	-	27,280	100%	70,000	201,275	188%	
Liberal Arts/Social Sciences	3,076,013	3,683,880	20%	747,337	1,222,621	64%	3,823,350	4,906,501	28%	
Law	20,000	14,137	-29%	200,022	-	-100%	220,022	14,137	-94%	
NSM	8,119,398	10,098,989	24%	1,643,693	2,234,808	36%	9,763,091	12,333,797	26%	
Optometry	1,956,669	1,639,742	-16%	255,649	197,872	-23%	2,212,318	1,837,614	-17%	
Pharmacy	2,072,199	806,110	-61%	85,140	340,584	300%	2,157,339	1,146,694	-47%	
Social Work	336,133	195,036	-42%	-	1,146	100%	336,133	196,182	-42%	
Technology	331,865	217,608	-34%	10,000	22,600	126%	341,865	240,208	-30%	
Other	505,876	937,957	85%	2,978,182	2,924,614	-2%	3,484,058	3,862,571	11%	
TOTAL	25,085,064	23,103,258	-8%	7,342,360	9,217,291	26%	32,427,424	32,320,549	0%	

UNIVERSITY OF HOUSTON										
Division of Research										
Sponsored Research Comparison by College - UH										
Expenditures - YTD December, Fiscal Year 2011										
EXPENDITURES										
College	Direct Expenditure			IDC Recovery			Total Expenditures			
	FY 2010	FY 2011	% Ch	FY 2010	FY 2011	% Ch		FY 2010	FY 2011	% Ch
Architecture	19,421	26,290	35%	-	-	0%		19,421	26,290	35%
Business	1,029,738	1,159,782	13%	57,268	31,316	-45%		1,087,006	1,191,098	10%
Education	590,962	473,101	-20%	41,623	32,072	-23%		632,585	505,173	-20%
Engineering	4,303,585	4,570,328	6%	586,005	677,622	16%		4,889,590	5,247,950	7%
Hotel/Restaurant	-	2,895	100%	-	641	100%		-	3,536	100%
Liberal Arts/Social Sciences	4,373,151	2,762,872	-37%	534,399	635,143	19%		4,907,550	3,398,015	-31%
Law	251,754	101,495	-60%	30,547	13,685	-55%		282,301	115,180	-59%
NSM	9,624,710	7,138,617	-26%	1,322,553	1,769,756	34%		10,947,263	8,908,373	-19%
Optometry	1,306,002	918,561	-30%	422,235	315,099	-25%		1,728,237	1,233,660	-29%
Pharmacy	868,648	908,427	5%	282,903	312,785	11%		1,151,551	1,221,212	6%
Social Work	934,699	584,551	-37%	147,827	136,173	-8%		1,082,526	720,724	-33%
Technology	352,126	263,520	-25%	50,722	91,372	80%		402,848	354,892	-12%
Other	2,288,220	1,877,427	-18%	31,206	30,328	-3%		2,319,426	1,907,755	-18%
TOTAL	25,943,016	20,787,866	-20%	3,507,288	4,045,992	15%		29,450,304	24,833,858	-16%

Activity is reported by Faculty Home Department, not by credit splits. For example, if a proposal is split 50-50 between an Investigator's Home Department and a Center, this report will show you one full proposal credited to his/her Home Department as research activity.

**UNIVERSITY OF HOUSTON SYSTEM
BOARD OF REGENTS AGENDA**

COMMITTEE: Academic and Student Success

ITEM: Presentation regarding the Spring 2011 University of Houston System Enrollment

DATE PREVIOUSLY SUBMITTED:

SUMMARY:

The Board of Regents will receive a report on the Spring 2011 enrollment for each University of Houston System university.

**SUPPORTING
DOCUMENTATION:** Summary Attached

FISCAL NOTE: None

**RECOMMENDATION/
ACTION REQUESTED:** Information

COMPONENT: University of Houston System



SENIOR VICE CHANCELLOR

John Antel



CHANCELLOR

Renu Khator



DATE



DATE

**Spring 2011 Preliminary Counts
12th Class Day**

Headcount

	UH			UHCL		
	Preliminary	Certified		Preliminary	Certified	
	2011	2010	% Change	2011	2010	% Change
Undergraduate	29,543	27,843	6.1	4,840	4,501	7.5
Graduate	7,794	7,633	2.1	3,233	3,177	1.8
All	37,337	35,476	5.2	8,073	7,678	5.1

	UHD			UHV		
	Preliminary	Certified		Preliminary	Certified	
	2011	2010	% Change	2011	2010	% Change
Undergraduate	12,575	11,884	5.8	2,390	1,984	20.5
Graduate	142	151	-6.0	1,859	1,707	8.9
All	12,717	12,035	5.7	4,249	3,691	15.1

	ALL					
	Preliminary	Certified				
	2011	2010	% Change			
Undergraduate	49,348	46,212	6.8			
Graduate	13,028	12,668	2.8			
All	62,376	58,880	5.9			

Semester Credit Hours

	UH			UHCL		
	Preliminary	Certified		Preliminary	Certified	
	2011	2010	% Change	2011	2010	% Change
	421,793	402,138	4.9	69,346	65,531	5.8

	UHD			UHV		
	Preliminary	Certified		Preliminary	Certified	
	2011	2010	% Change	2011	2010	% Change
	123,583	118,761	4.1	35,649	29,516	20.8

	ALL					
	Preliminary	Certified				
	2011	2010	% Change			
	650,371	615,946	5.6			

**UNIVERSITY OF HOUSTON SYSTEM
BOARD OF REGENTS AGENDA**

COMMITTEE: Academic and Student Success

ITEM: Presentation regarding the budget reduction process

DATE PREVIOUSLY SUBMITTED:

SUMMARY: A presentation will be given to the Board of Regents regarding the budget reduction process for fiscal year 2012.

**SUPPORTING
DOCUMENTATION:** Report Included

FISCAL NOTE: None

**RECOMMENDATION/
ACTION REQUESTED:** Information

COMPONENT: University of Houston System



SENIOR VICE CHANCELLOR

John Antel



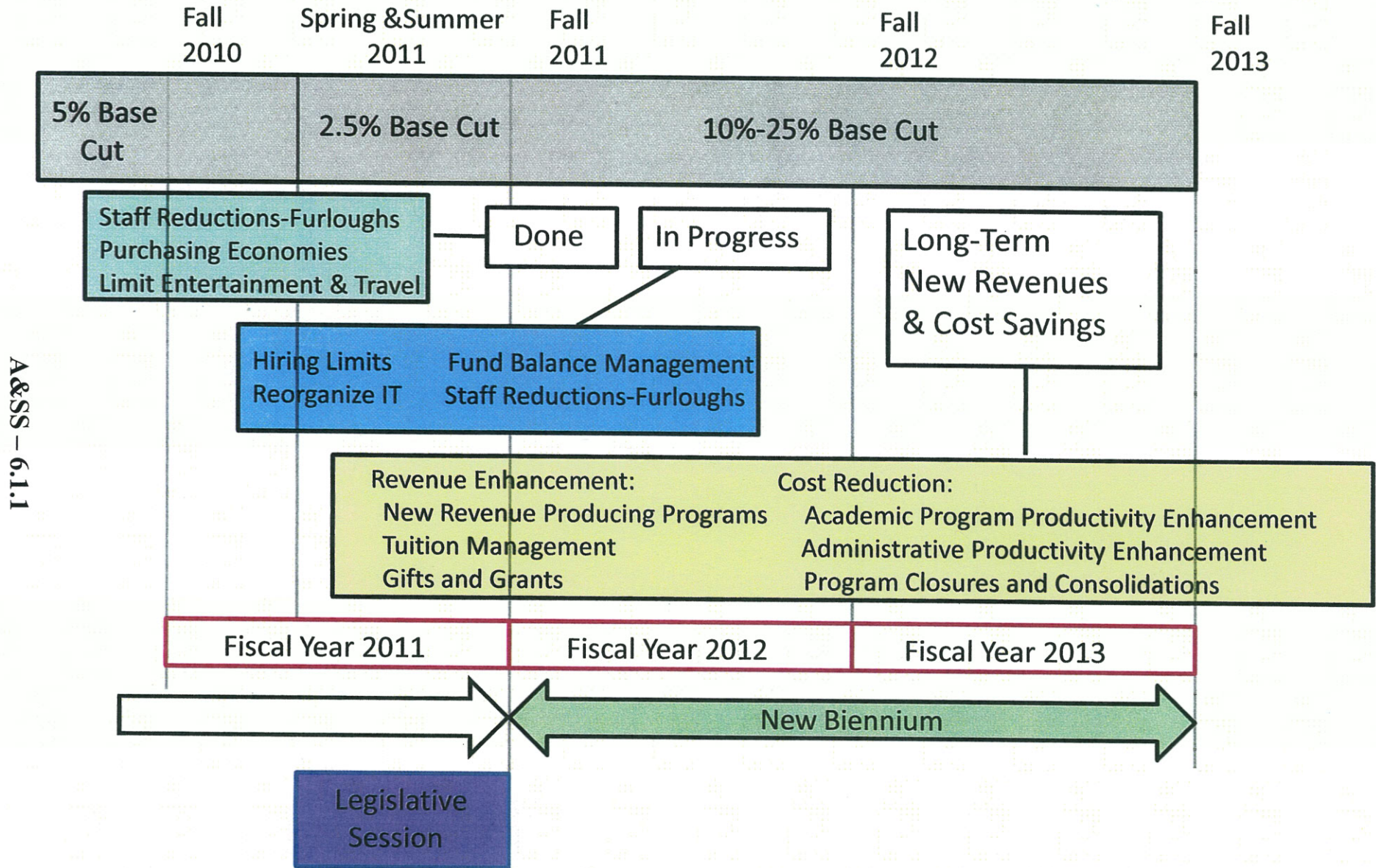
CHANCELLOR

Renu Khator

2/1/11
DATE

2-2-11
DATE

Response to State Funding Cuts



Long-Term New Revenues & Cost Savings

Revenue Enhancement

New Revenue Producing Programs

- Graduate and Undergraduate Mix
- Professional Masters & Doctorates
- Response to New Formula
- Enrollment Growth

Tuition Management

- Differentiated Tuition
- Congestion Pricing and Discounts

Gifts and Grants

- Comprehensive Campaign
 - Professorships & Chairs
 - Undergraduate Scholarships
 - Graduate Scholarships
 - Buildings and Facilities
 - Program Support

External Research Support

- Grants Management & Incentives

Federal and State Legislative Agenda

Cost Reduction

Academic Program Productivity Enhancement

Instruction

- Delivery Mode -- Face to Face, Hybrid, Distance Education
- Class Size
- Class Scheduling
- Class Mix
- Instructional Space Management
- Teaching Load
- Student Support Service Enhancements
- Graduation and Retention Management

Research

- Post Award Management
- Research Space Management

Administrative Productivity Enhancement

- Purchasing and Procurement
- College and Department Management
- IT Reorganization
- Evidence Based Management Systems

Program Closures and Consolidations

**UNIVERSITY OF HOUSTON SYSTEM
BOARD OF REGENTS AGENDA**

COMMITTEE: Academic and Student Success

ITEM: Update on the Texas Higher Education Coordinating Board criteria for the National Research University Fund

DATE PREVIOUSLY SUBMITTED:

SUMMARY:

Presentation and update regarding the final criteria set by the Texas Higher Education Coordinating Board for the National Research University Fund.

**SUPPORTING
DOCUMENTATION:** Report Included

FISCAL NOTE: None

**RECOMMENDATION/
ACTION REQUESTED:** Information

COMPONENT: University of Houston System



SENIOR VICE CHANCELLOR

John Antel

2/1/11
DATE



CHANCELLOR

Renu Khator

2-2-11
DATE

University of Houston Performance on National Research University Fund Criteria

To qualify for NRUF, a university must:

Does UH Satisfy the Criteria?

1. Be designated an Emerging Research University by the THECB	UH is an Emerging Research University. ✓
2. Expend \$45M in restricted research funds for two consecutive years <u>preceding the state fiscal biennium</u>	FY08 \$38.8M ✗ FY09 \$50.1M ✓ FY10 \$56.6M ✓

PLUS satisfy four of the following six criteria for two consecutive years preceding the state fiscal biennium:

Does UH Satisfy the Criteria?

1. Maintains an endowment of at least \$400M	FY08 \$597M ✓ FY09 \$441M ✓ FY10 \$491M ✓
2. Awards at least 200 Ph.D.s	FY08 208 ✓ FY09 187 ✗ FY10 200 ✓
3. Is a member of the Association of Research Libraries, Phi Beta Kappa <u>OR</u> certain other prestigious academic organizations	UH is a member of the Association of Research Libraries. ✓
4. <u>Enrolls high quality freshmen:</u> a. At least 50% of freshmen graduated in the top 25% of their high school class <u>OR</u> The average SAT score (or ACT score) of the freshman class at the 75 th percentile is at least 1210 (or 26) AND b. The freshman class reflects the population of the state or the institution's region with respect to underrepresented students	% of Freshmen in Top 25% of High School Class FY08 51.0% ✓ FY09 60.0% ✓ FY10 59.0% ✓ Average SAT/ACT of Freshmen at 75th Percentile FY08 1170/24 ✗ FY09 1190/25 ✗ FY10 1180/25 ✗ The freshman class at UH substantially reflects the diversity of the Houston metropolitan area. ✓
5. <u>Possesses a high quality faculty:</u> a. At least 5 faculty are members of the national academies or Nobel laureates <u>OR</u> b. At least 7 faculty achieve distinction by receiving certain prestigious awards	National Academy Members & Nobel Laureates FY08 8 ✓ FY09 8 ✓ FY10 9 ✓ Faculty Award Recipients FY08 2 ✗ FY09 3 ✗ FY10 4 ✗
6. <u>Maintains high quality graduate programs:</u> a. Possesses at least 50 graduate programs b. The average GRE scores in 5 doctoral programs are above national norms for the discipline c. The 5-year master's graduation rate is at least 56% d. The 10-year research doctoral graduation rate is at least 58% e. The median time to degree for research doctoral programs is no more than 8 years	Number of Graduate Programs: 188 ✓ Average GRE Scores: UH has more than 5 doctoral programs with average GRE scores above the national norm. ✓ Master's Graduation Rate: 69.4% ✓ Doctoral Graduation Rate: 52.8% ✗ Doctoral Time to Degree: 8.2 Years ✗