

# **University of Houston System**

## **FY2010 Tuition and Fees Recommendations**

June 23, 2009

# University of Houston System

## Tuition and Fee Development Process

The following general process was used at each campus for development of the FY2010 tuition and fee recommendations:

- Requests for resources from academic and administrative divisions
- Tuition and fee development with the participation of student government, faculty, staff and senior administration
- Public forums to present planned increases to students, faculty and staff
- Final approval by campus president

# University of Houston System

## Cost Factors

- The Higher Education Price Index for 2009 increased by 2.5%.
- Endowment income reductions even after using available fund balances (\$2.9 million) is substantial at \$10.3 million. This will continue for several years.
- State formula funding covers past growth (FY2008 & FY2009), not future growth (FY2010 & FY2011)
- Campuses have re-allocated resources to achieve Board of Regents approved goals.

# University of Houston

## Student Support

- Financial aid increase of \$6.0 million included. FY2009, financial aid (excluding loans) is 30% tuition and fees - \$115 million.
- Cougar Promise (tuition and fee waiver) family income ceiling to \$40,000 (UH)
- More discounted courses, particularly in summer (UH)
- Greater promotion of \$3,000 discount 4-year graduation contract (UH)
- Greater promotion of available scholarship programs

# University of Houston System

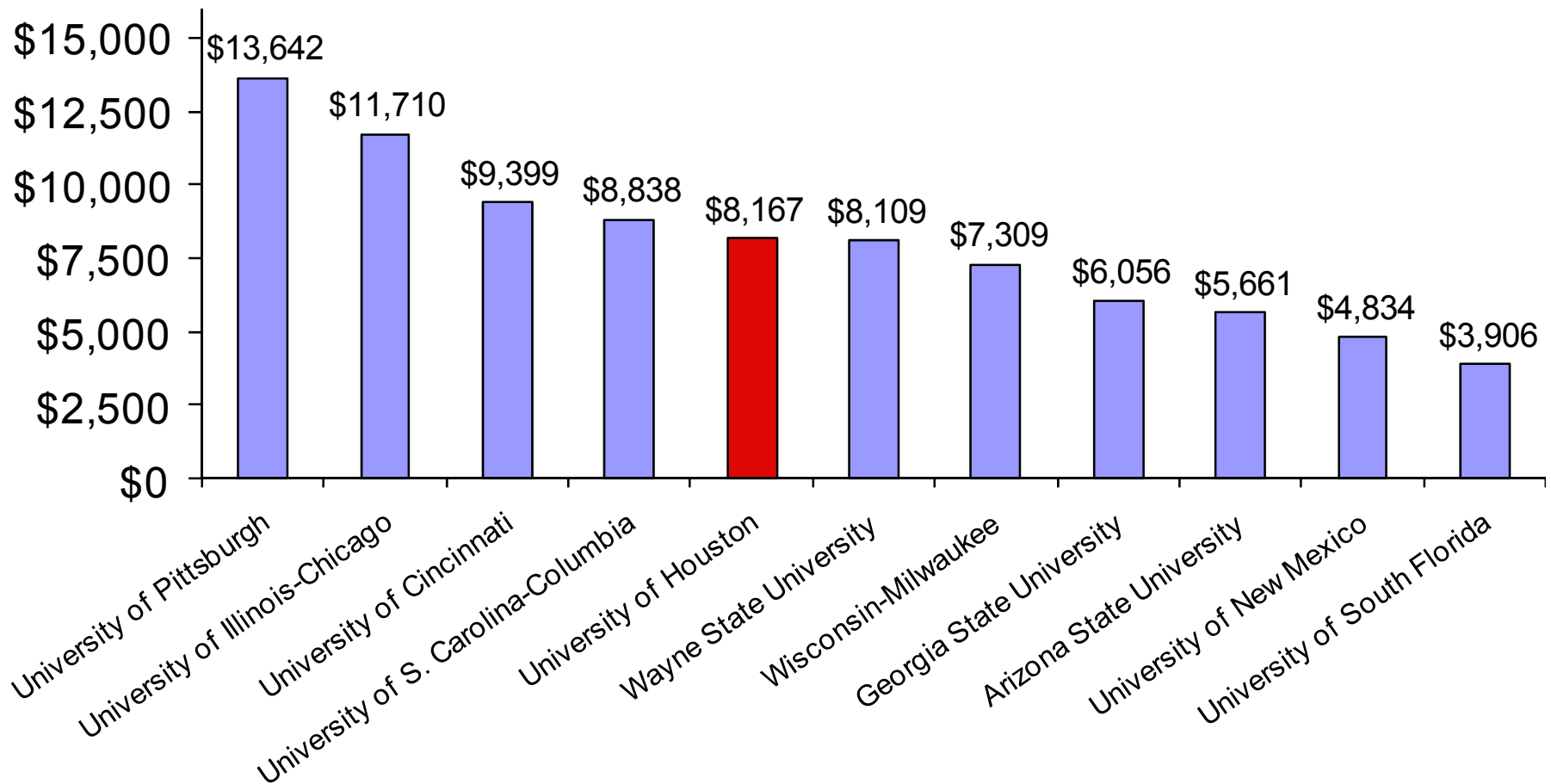
## Tuition and Fee Changes for a 12 Hour Resident Undergraduate Student

-----Cost for 12 credit hour semester-----

	<u>% Increase</u>	<u>FY2009</u>	<u>\$ Increase</u>	<u>FY2010</u>
Univ of Houston	<b>3.95%</b>	\$ 3,329	\$ 131	\$ 3,460
UH-Clear Lake	<b>3.30%</b>	2,394	80	2,474
UH-Downtown	<b>4.80%</b>	2,104	101	2,205
UH-Victoria	<b>3.40%</b>	2,118	72	2,190

# FY 2009 Tuition and Fees

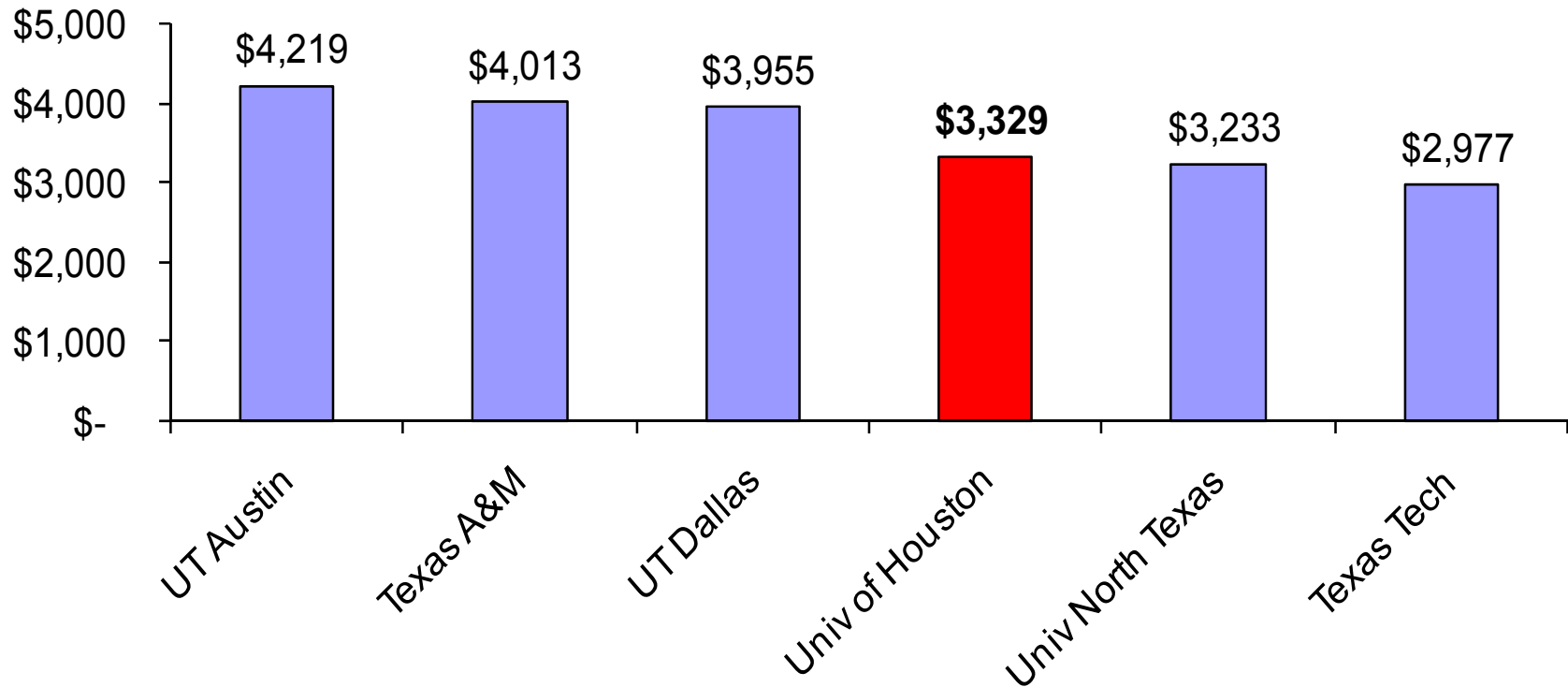
30 Credit Hour Academic Year  
University of Houston Peer Institutions



Source: College Board

# FY 2009 Tuition and Fees

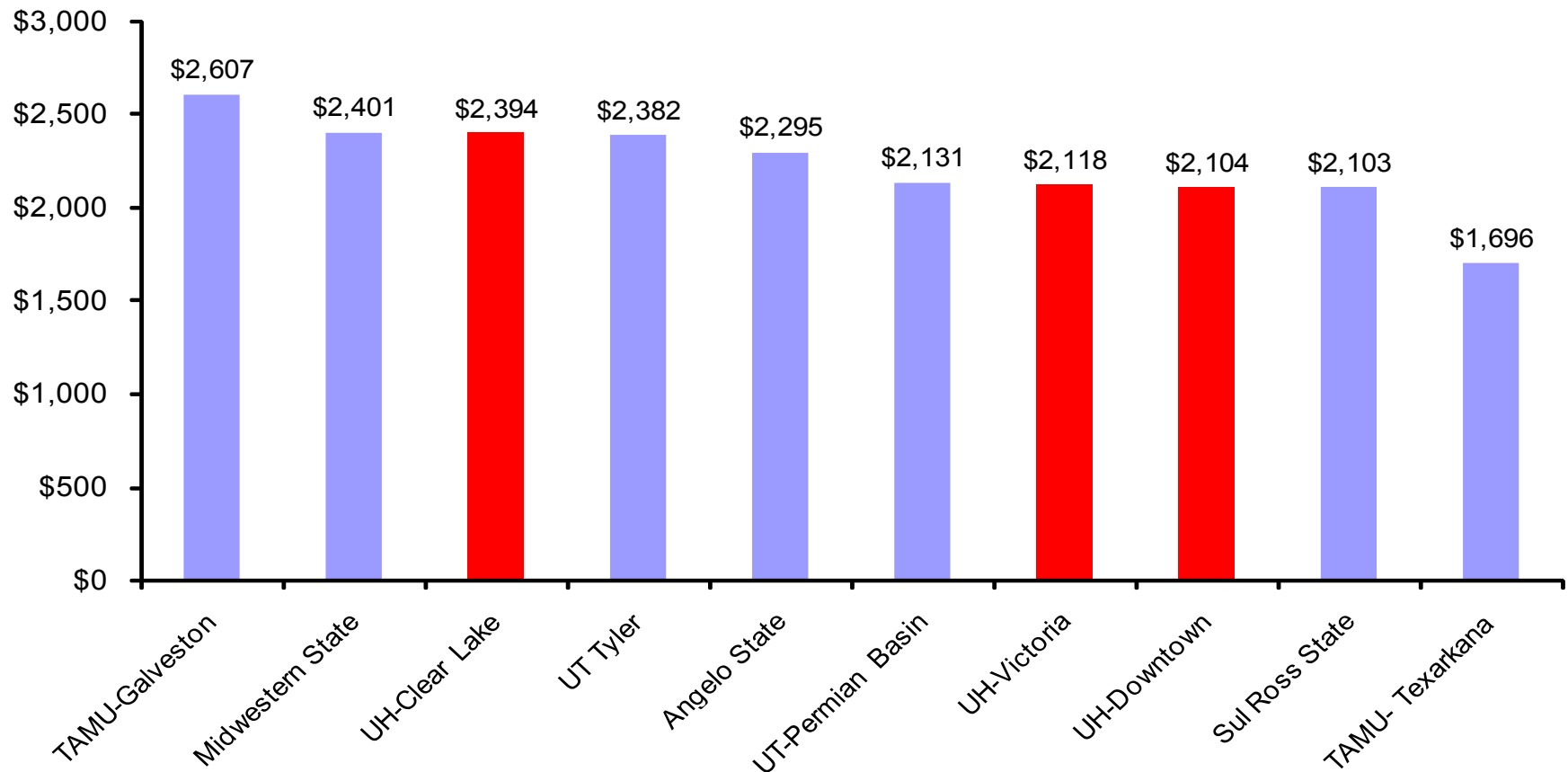
12 Credit Hour Semester  
University of Houston Texas Peers



Source: Institutions

# FY 2009 Tuition and Fees

## 12 Credit Hour Semester Texas Masters Universities

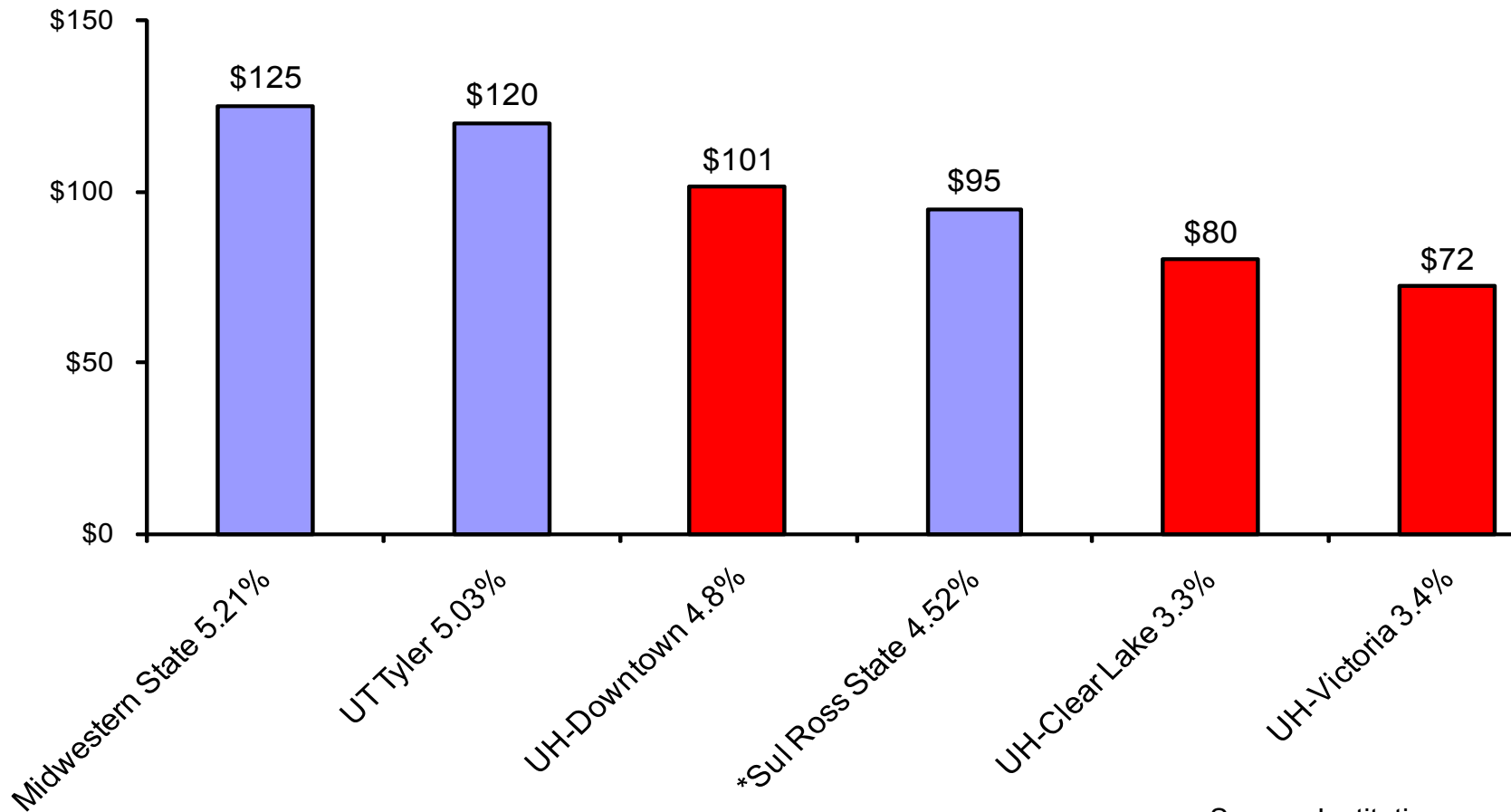


Source: Institutions

# FY 2010 Tuition and Fees

Dollar and Percent Increase for a 12 Hour Resident Student

## Texas Masters Universities

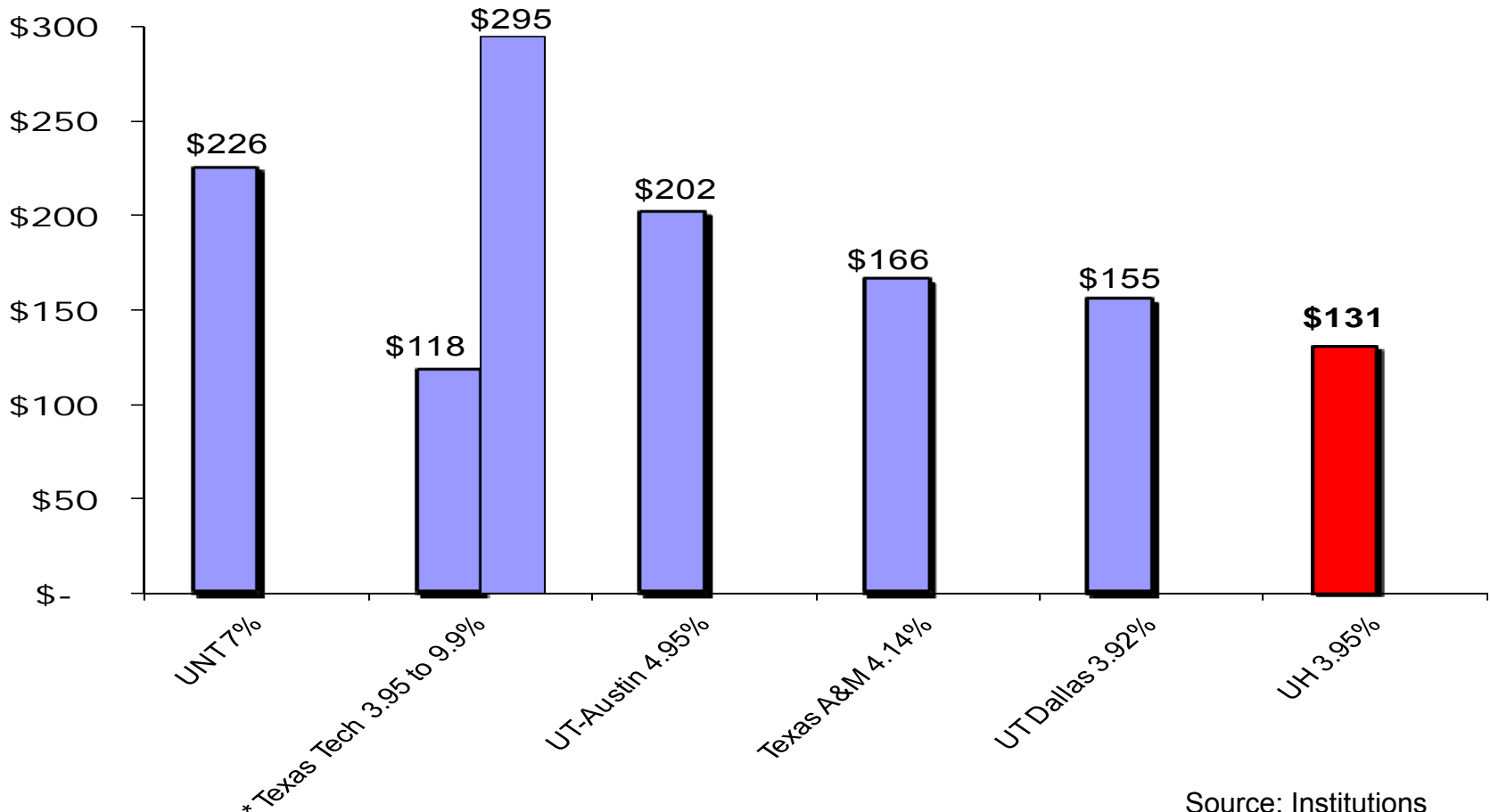


Source: Institutions

\* Pending Board of Regents Approval

# FY 2010 Tuition and Fees

Dollar and Percent Increase including UH for a 12 Hour Semester  
University of Houston Texas Peers

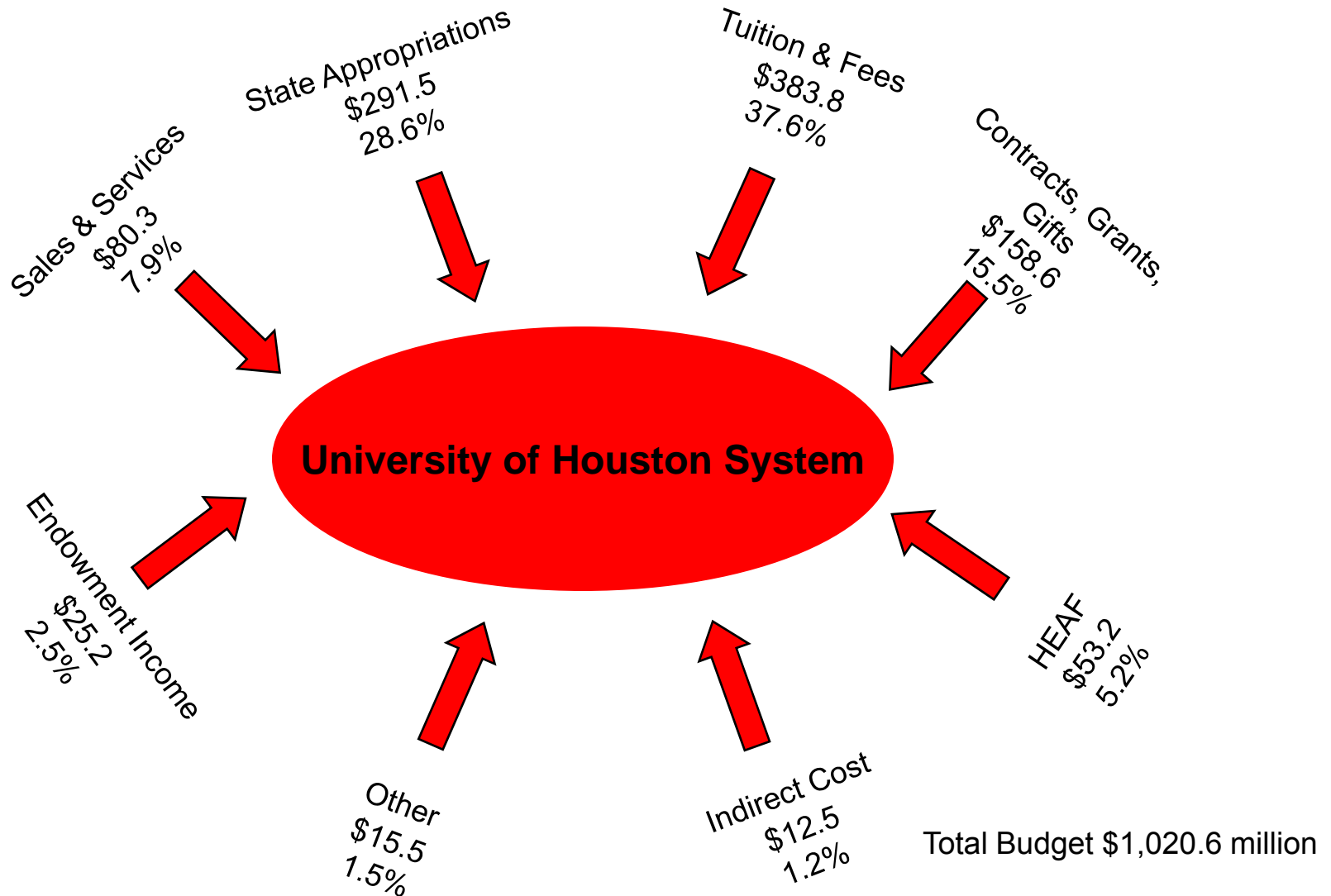


Source: Institutions

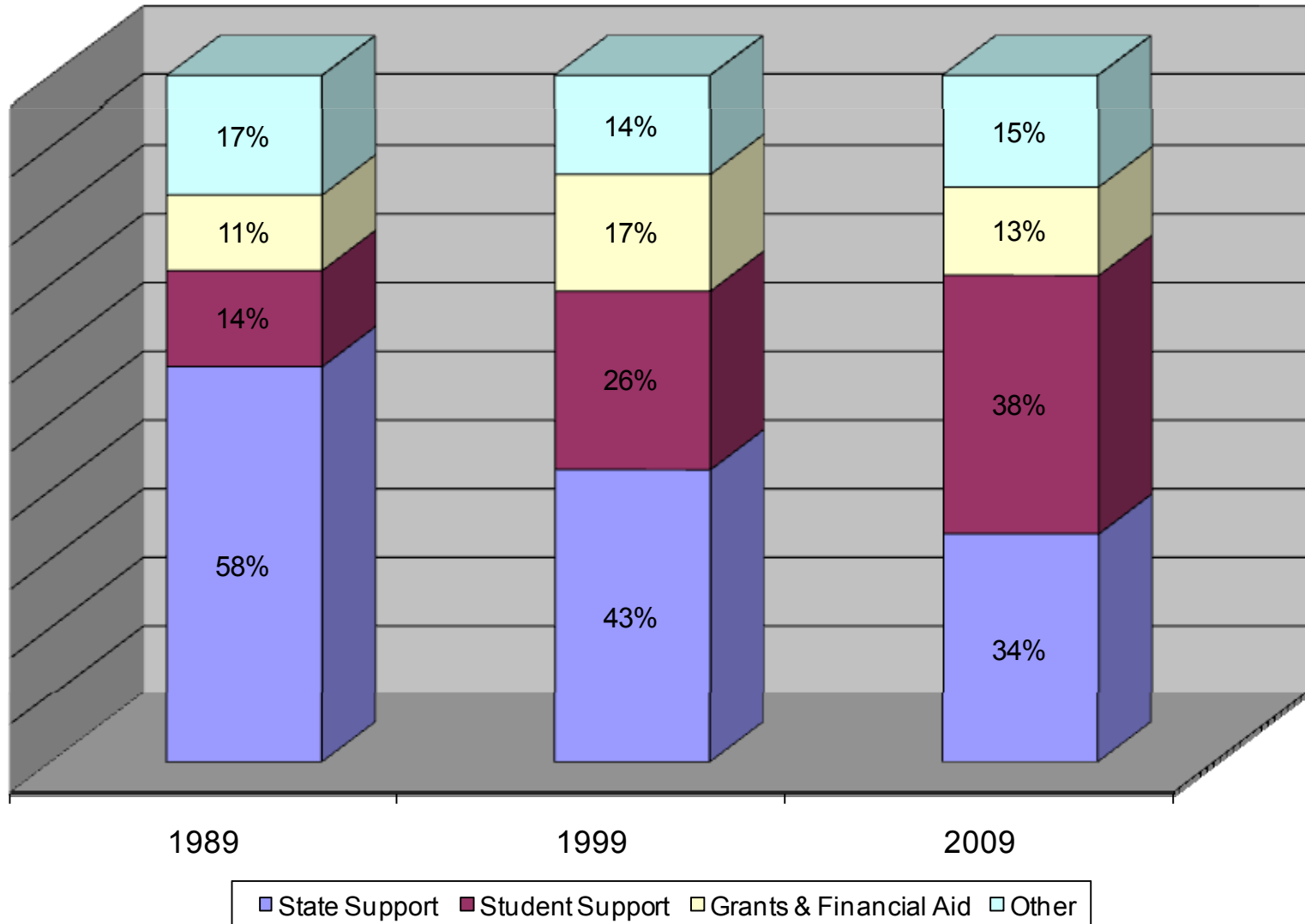
\* Texas Tech Board of Regents will meet June 29, 2009

# University of Houston System Operating Budget Sources FY2009

(\$ millions)



# University of Houston System Operating Budget



# University of Houston

## FY2010 Budget Changes in \$ millions

+		-	
<u>Resource Change</u>		<u>Need Change</u>	
Increased Funding from Legislature	\$ 10.4	Higher Ed Price Index +2.5% (on a budget base of \$570 million from tuition, state and endowment)	\$ 14.3
Tuition & Fees from 3% enrollment growth	7.7	Loss of Endowment Income	9.0
		Net cost to support enrollment growth	9.1
		Less efficiencies with larger enrollment	(3.0)
Total	<u>\$ 18.1</u>		<u>\$ 29.4</u>
Net Shortfall (\$29.4 - \$18.1)		\$ 11.3	
Proposed Tuition & Fee Increase of 3.95%		\$ 9.1	

# University of Houston – Clear Lake

## FY2010 Budget Changes in \$ millions

+			-		
<u>Resource Change</u>			<u>Need Change</u>		
Increased Funding from Legislature	\$	2.3	Higher Ed Price Index +2.5% (on an operating budget and endowment of \$87 million)	\$	2.2
Tuition & Fees from enrollment change		0.5	Loss of Endowment Income		0.5
			Cost to provide student access (Pearland and Scholarships)		1.7
		<u>\$ 2.8</u>			<u>\$ 4.4</u>
Net Shortfall (\$4.4 - \$2.8)			\$ 1.6		
Proposed Tuition & Fee Increase of 3.3%			\$ 1.1		

# University of Houston – Downtown

## FY2010 Budget Changes in \$ millions

+		-	
<u>Resource Change</u>		<u>Need Change</u>	
Increased Funding from Legislature	\$ 1.7	Higher Ed Price Index +2.5% (on a budget base of \$100 million operating budget for FY2009)	\$ 2.5
Tuition & Fees from 2% enrollment growth	0.9	Loss of Endowment Income	0.3
		Net cost to support enrollment growth	2.0
		Less: efficiencies / reallocations	(0.2)
		Extraordinary 'Growth Initiatives'	
		UHS NW Initiative	0.3
Total	<u>\$ 2.6</u>		<u>\$ 4.9</u>
Net Shortfall (\$4.9 - \$2.6)		\$ 2.3	
Proposed Tuition & Fee Increase of 4.80%		\$ 2.1	

# University of Houston – Victoria

## FY2010 Budget Changes in \$ millions

+		-	
<u>Resource Change</u>		<u>Need Change</u>	
Increased Funding from Legislature	\$ 1.6	Higher Ed Price Index +2.5% (on a budget base of \$46.6 million from tuition, state and endowment)	\$ 1.2
Tuition & Fees from 7% enrollment growth	0.8	Loss of Endowment Income	0.1
		Net cost to support enrollment growth	1.9
Total	<u>\$ 2.4</u>		<u>\$ 3.2</u>
Net Shortfall (\$3.2 - \$2.4)		\$ 0.8	
Proposed Tuition & Fee Increase of 3.4%		\$ 0.5	